

Overview

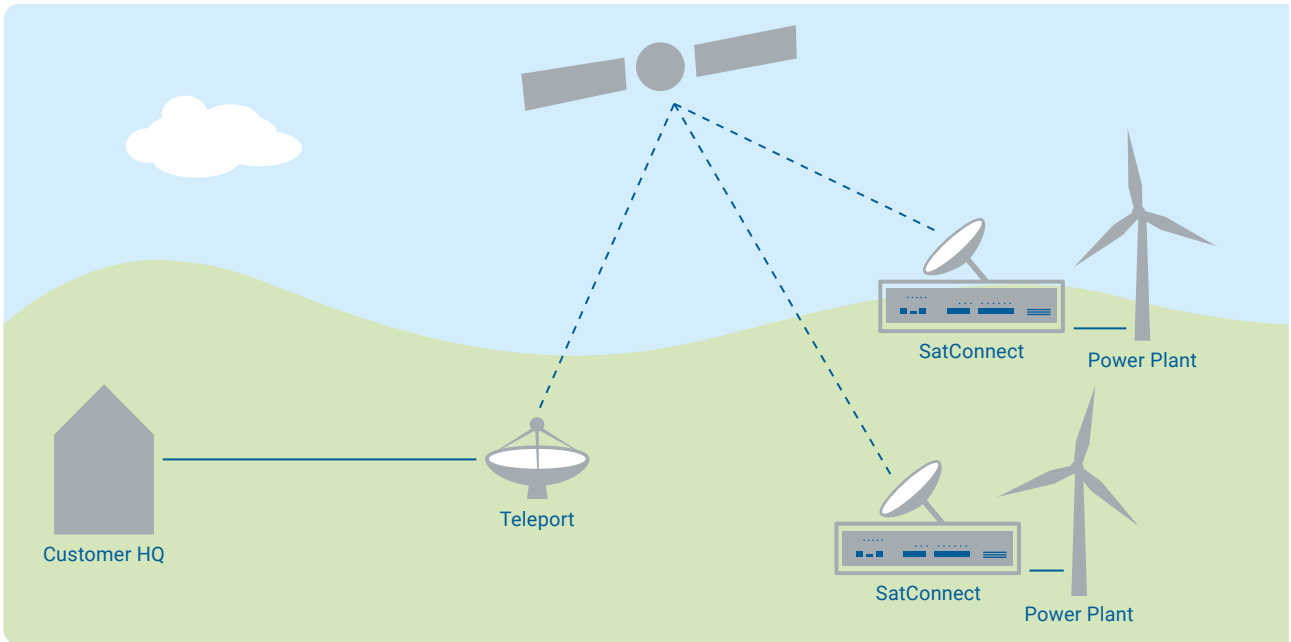


Photo: Andreas Zierhut

In response of the increased requirements for security and stability, EuroSkyPark took the challenge to develop a new, improved satellite router. Based on our experience, but also considering new features and possibilities, the new SatConnect models integrate all necessary components for a stable, yet highly configurable system.

As with its predecessor, the SatConnect R3 is used for establishing bidirectional satellite links for SCADA (101 + 104) communication. Locations such as wind or solar power plants, substations, gas pipelines, or other technical facilities can be monitored and controlled remotely. The system consists of two parts, the indoor and the outdoor unit. The outdoor unit comprises a satellite dish (default diameter between 74 cm and 120 cm) and an attached bidirectional LNB (2W), connected to the SatConnect via coaxial cables. In the newest version for 2024, the SatConnect also supports LTE WAN connections. The SatConnect R3 continues to work with IEC 60870-5-104 /101 connections (TCP/IP) and offers high flexibility with a wide range of configuration options. It can now handle bandwidths up to

200 Mbps and works in conjunction with the Connect450 when needed. Additionally, many detailed improvements have been made to further enhance user experience and performance. It supports secure remote access through state-of-the-art Virtual Private Networking and includes a stateful firewall that can be tailored to meet strict security policies. The enhanced monitoring and diagnostic capabilities facilitate efficient troubleshooting within the highly complex network structures of our customers. SL-IMB, a new security component, specially designed for all our SatConnect models, facilitates event-based automatic rebooting of the SatConnect and/or external devices. An active overheating protection (temperature-controlled fan) ensures faultless operation even in harsh environment.



Monitoring | Operating | Controlling

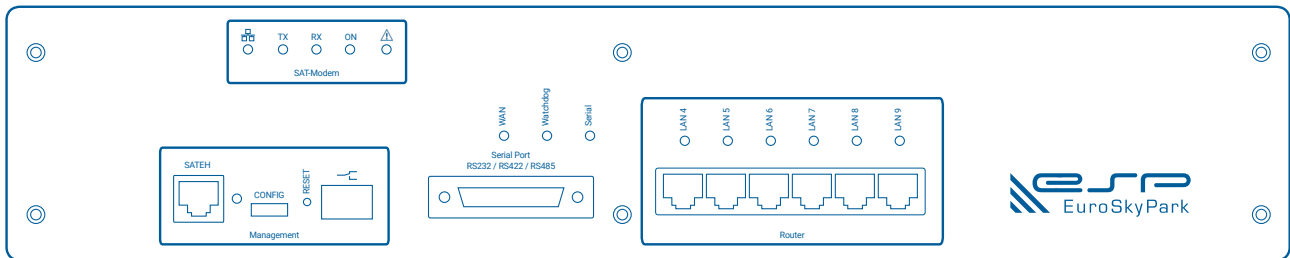
The typical application is the integration of remote sites into the corporate network.

ID	DOWN_DATE	UP_DATE	LAST_UPDATE	BEAM	COUNTRY	IP	Latency	COMMENT
12.08	12.1	2024-01-15 10:30:00	00	DE	000.000.000.000			
11.11	11.7	2024-01-02 10:00:00	00	DE	000.000.000.000			
9.34	12.1	2024-01-02 10:15:00	00	DE	000.000.000.000			
12.55	12	2024-01-04 14:45:00	00	DE	000.000.000.000			2024-01-02 12:34:30 (Maintenance)
8.4	9.9	2024-01-02 10:15:02	00	DE	000.000.000.000			
7.86	10.1	2024-04-02 07:15:00	00	DE	000.000.000.000			
10.10	11.4	2024-01-02 10:15:00	00	DE	000.000.000.000			
11.33	8.5	2024-01-02 10:00:00	00	DE	000.000.000.000			
9.50	10.9	2024-01-02 10:00:00	00	DE	000.000.000.000			
10.91	9.8	2024-01-02 10:15:00	00	DE	000.000.000.000			
11.47	8.9	2024-01-02 10:15:00	00	DE	000.000.000.000			
10.80	11.4	2024-01-02 10:15:00	00	DE	000.000.000.000			
11.09	10.1	2024-01-02 10:15:00	00	DE	000.000.000.000			
11.74	11.9	2024-01-02 10:15:00	00	DE	000.000.000.000			
12.13	11.8	2024-01-02 10:15:02	00	DE	000.000.000.000			
10.24	10.3	2024-01-02 10:15:01	00	DE	000.000.000.000			
11.97	9	2024-01-02 10:15:00	00	DE	000.000.000.000			

Clear status of the satellite terminals

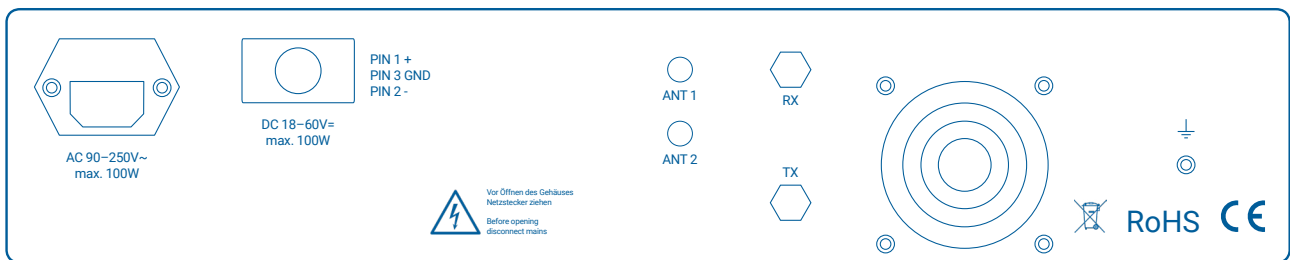
Accurate details of data transfer rates

Live weather data monitoring



Interfaces Front

- 5 Modem LEDs
- SAT-ETH port
- Configuration Switch
- Reset button
- SL - IMB (Intelligent Management Board)
Connection monitoring and optimized network performance



Technical Data

Power supply

- Redundant AC/DC
- 90 – 250 V 50/60 Hz
- 18–60 V DC, Power max. 100 W

Dimensions and Environmental

- 19" rack mount (2 HU) 482 x 290 x 90 mm
- Weight 5,8 kg
- Operating Range 0°C–50°C,
storage temperature -20°C–65°C
- Humidity range <80 %, non-condensing

Ethernet Interfaces (104 Protocol)

- 6 RJ-45 ethernet ports, LAN4–LAN9
- any port configurable as additional WAN port

WAN Interfaces

- RX/TX Connection for satellite antenna
- LTE SMA Connection for LTE antenna/450 MHz

Serial Port (101 Protocol)

- Serial Interface RS.232, RS.422 or RS.485

Security

VPN

- Supports various VPN technologies (IPsec, Wireguard, OpenVPN)
- Encryption parameters can be configured according to custom policies

Stateful Firewall

- Allows detailed and customized packet filtering policies
- Features connection tracking and dynamic firewall rules

Logging

- Logging messages can be sent to customer SIEM

Note: In normal operation mode (default, LAN ports active), the Config Switch is "Off". There are no other user serviceable parts. The

configuration shall be done only by EuroSkyPark or by qualified personnel with authorization from EuroSkyPark, on site or remotely.
