

SatConnect Offshore + TV-Entertainment



Photo: Patric Niederprüm, EuroSkyPark

Communication Solution for SCADA Smart Grid, Metering and TV-Entertainment.

Networks of utilities – electricity, oil or gas need a robust communications infrastructure for monitoring and controlling the flow of energy in areas with no or bad IT infrastructure. In this case the first choice for communication is a satellite solution to support the transmission from SCADA applications.

This solution is a economically equivalent alternative. The most important factor in the use of one system for all required applications.

This includes IEC 60870-5-101 and IEC 60870-5-104 that are required for SCADA applications.

EuroSkyPark supports with the SATConnect platform every type of connection. In addition to the provision and operation of blackout-proof SCADA satellite connections, EuroSkyPark also offers the installation of premium TV systems for the crews of offshore platforms.

Always available with a large channel package – TV enjoyment just like at home.

Monitoring | Operating | Controlling

The typical application is the integration of remote sites.

Availability

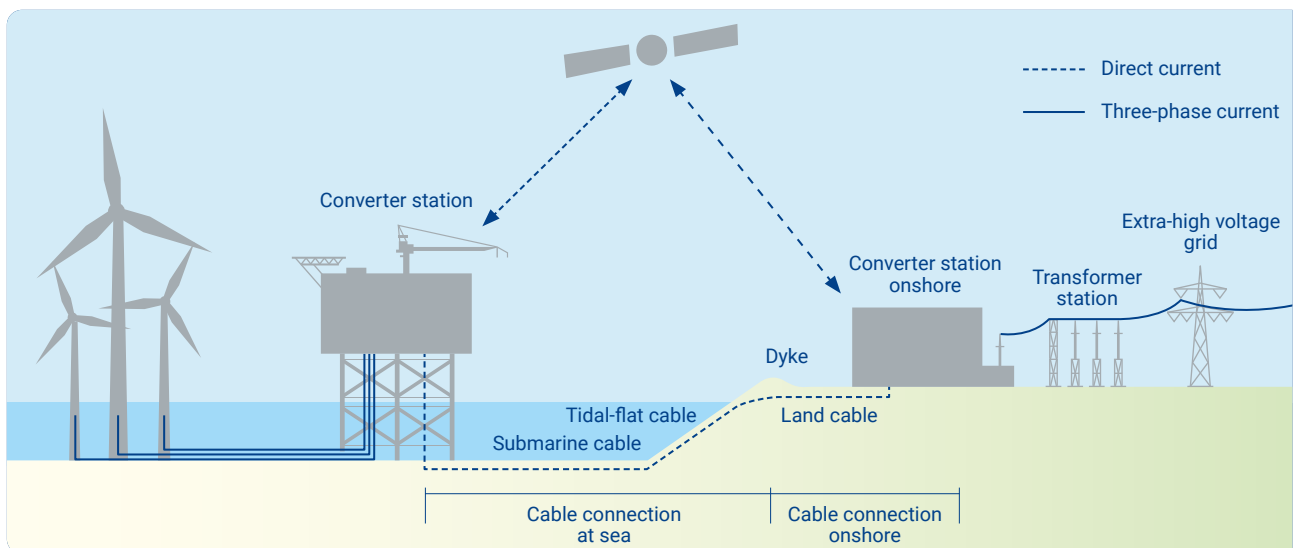
SATconnect is available in Europe, Africa, Asia and USA.

Clear status of the satellite terminals

STATE	DOWN_DATE	UP_DATE	LAST_UPDATE	BEAM	COUNTRY	IP	Lat/lon	COMMENT
●	10.08	12.1	2024-01-15 10:00	00	DE	900.000.000.000		
●	11.11	11.7	2024-01-02 10:00:00	00	DE	900.000.000.000		
●	9.24	12.1	2024-01-02 10:15:00	00	DE	900.000.000.000		
●	12.06	12	2024-01-04 14:45:00	00	DE	900.000.000.000		2024-01-02 12:34:30
●	9.4	9.9	2024-01-02 10:15:00	00	DE	900.000.000.000		
●	7.06	10.1	2024-01-02 07:15:00	00	DE	900.000.000.000		
●	10.16	11.4	2024-01-02 10:15:00	00	DE	900.000.000.000		
●	11.33	8.5	2024-01-02 10:00:00	00	DE	900.000.000.000		
●	9.18	10.9	2024-01-02 10:00:00	00	DE	900.000.000.000		
●	9.01	9.9	2024-01-02 10:15:00	00	DE	900.000.000.000		
●	11.07	8.9	2024-01-02 10:15:00	00	DE	900.000.000.000		
●	10.08	11.4	2024-01-02 10:15:00	00	DE	900.000.000.000		
●	11.09	10.1	2024-01-02 10:15:00	00	DE	900.000.000.000		
●	11.74	11.9	2024-01-02 10:15:00	00	DE	900.000.000.000		
●	12.13	11.8	2024-01-02 10:15:00	00	DE	900.000.000.000		
●	10.24	10.3	2024-01-02 10:15:00	00	DE	900.000.000.000		
●	11.07	9	2024-01-02 10:15:00	00	DE	900.000.000.000		

Accurate details of data transfer rates

Live weather data monitoring



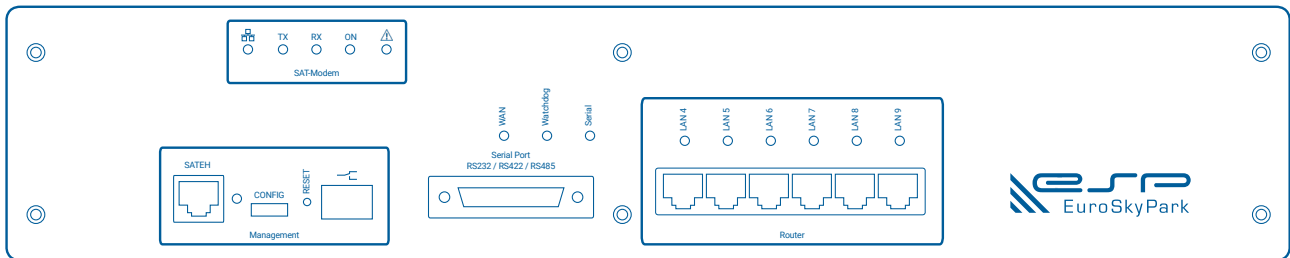
Technology (SAT) Outdoor Unit

The outdoor unit consists of satellite dishes (70 – 150 cm) and mounted, bi-directional LNB. This device is connected with the TX and RX lines of the electronics of the integrated indoor unit.

The standard transmit power of the uplink run amount to 6–40 watts (Depending on the required bandwidth). The power for the outdoor unit will be supplied via coaxial cable.

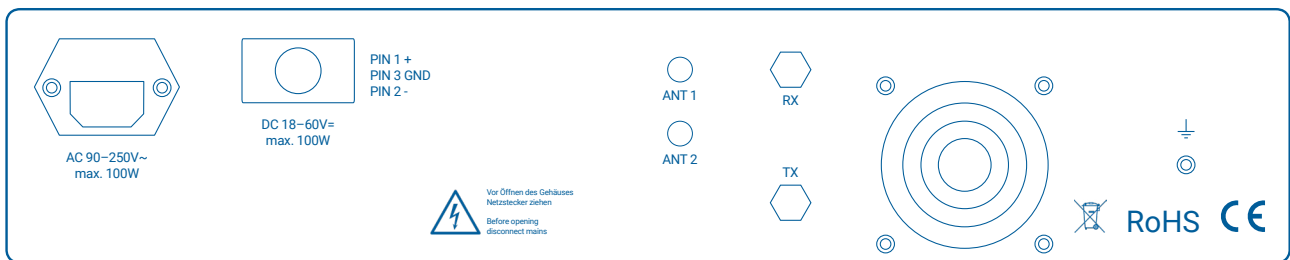
Technology Indoor Router

- DVB-S/S2 compatible Terminal
- Support TCP/IP (IEC 60870-5-104) and seriell (IEC 60870-5-101)
- up to 6 Port Ethernet (104) and 1 Port seriell (101), can use similar
- Serial Interface RS.232 (V.24), RS.422 (V.11) or RS.485 (optional)
- 19" Version 2HU and DIN Rail Version
- Power Connectivity 90–250 V AC or 18–60 V DC
- VPN on IP-Site
- Encryption over VPN (expl. IPSEC)
- SCADA Bandwidth 6Mbit/s uplink, 6 Mbit/s downlink
- Extended Bandwidth 20Mbit uplink, up to 70Mbit downlink
- Monitoring and diagnostic via Web Browser possible



Interfaces Front

- 5 Modem LEDs
- SAT-ETH port
- Configuration Switch
- Reset button
- SL - IMB (Intelligent Management Board)
Connection monitoring and optimized network performance



Technical Data

Power supply

- Redundant AC/DC
- 90 – 250 V 50/60 Hz
- 18–60 V DC, Power max. 100 W

Dimensions and Environmental

- 19" rack mount (2 HU) 482 x 290 x 90 mm
- Weight 5,8 kg
- Operating Range 0°C–50°C,
storage temperature -20°C–65°C
- Humidity range <80 %, non-condensing

Ethernet Interfaces (104 Protocol)

- 6 RJ-45 ethernet ports, LAN4–LAN9
- any port configurable as additional WAN port

WAN Interfaces

- RX/TX Connection for satellite antenna
- LTE SMA Connection for LTE antenna/450 MHz

Serial Port (101 Protocol)

- Serial Interface RS.232, RS.422 or RS.485

Note: In normal operation mode (default, LAN ports active), the Config Switch is "Off". There are no other user serviceable parts. The

configuration shall be done only by EuroSkyPark or by qualified personnel with authorization from EuroSkyPark, on site or remotely.